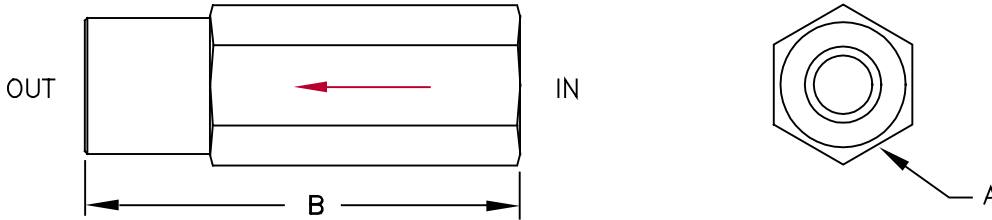




FIXED FLOW CONTROL
 PRESSURE COMPENSATED DAMPENED
 In-line Female Pipe x Female Pipe



(Arrow indicates direction of controlled flow)

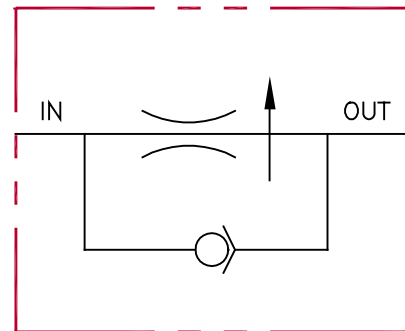
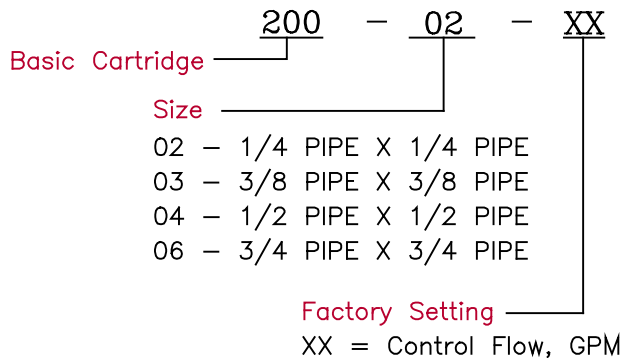
SPECIFICATIONS

Type	Pressure compensated dampened in-line flow control	Flow	Preset by factory to customer specified value (Tolerance: ±15%)
Operation	Controls flow in one direction to a preset maximum over a varying pressure range. Dampened dashpot counteracts uneven loading and instability. Free reverse flow.	Max. Pressure	3,000 psi
Material	Aluminum body with steel internal parts	Press. Differential	50 to 100 psi
Rated Flow	Up to 30 gpm	Fluid	General hydraulic fluid
		Operating Temp.	Not Applicable
		Seals	Not Applicable

DIMENSIONS

Model	Inlet	Outlet	Flow Range	A Hex	B
200-02-XX	1/4 NPT	1/4 NPT	.5 - 5 GPM	1	3.25
200-03-XX	3/8 NPT	3/8 NPT	.5 - 8 GPM	7/8	3.38
200-04-XX	1/2 NPT	1/2 NPT	.5 - 15 GPM	1 1/8	4.00
200-06-XX	3/4 NPT	3/4 NPT	1 - 30 GPM	1 3/8	4.75

ORDERING INFORMATION



All dimensions in inches